


たしざんを なぞって こたえをかきましょう。




4 + 2 = 6

Tracing guide for 4: stroke 1 is a diagonal line down to the left, stroke 2 is a vertical line down to the right.

Tracing guide for 2: stroke 1 is a curved line starting from the top left, going up, then right, then down.

Tracing guide for 6: stroke 1 is a curved line starting from the top left, going up, then right, then down, then curving around to the left.




1 + 4 = 5

Tracing guide for 1: stroke 1 is a vertical line down.

Tracing guide for 4: stroke 1 is a diagonal line down to the left, stroke 2 is a vertical line down to the right.

Tracing guide for 5: stroke 1 is a vertical line down, stroke 2 is a horizontal line to the right.




2 + 7 = 9

Tracing guide for 2: stroke 1 is a curved line starting from the top left, going up, then right, then down.

Tracing guide for 7: stroke 1 is a horizontal line to the right, stroke 2 is a vertical line down to the right.

Tracing guide for 9: stroke 1 is a curved line starting from the top left, going up, then right, then down, then curving around to the left.



4 + 3 = 7

Tracing guide for 4: stroke 1 is a diagonal line down to the left, stroke 2 is a vertical line down to the right.

Tracing guide for 3: stroke 1 is a curved line starting from the top left, going up, then right, then down.

Tracing guide for 7: stroke 1 is a horizontal line to the right, stroke 2 is a vertical line down to the right.